

— THE —
FamilyMadeMom
thefamilymademom.com

Outline

WHAT WE'RE COVERING

Why Homeschool?

Understanding Your Child's Needs

What Curriculum Do I Use?

How Do I Schedule My Day?

Grades, Testing, O My!

Bumps In The Road

End of The Year Fun

Free Resources

Note



WORDS TO REMEMBER

**HOMESCHOOLING IS
ABOUT YOUR SCHOOL OF
CHILDREN. TEACH YOUR
CHILDREN WHAT THEY
NEED TO KNOW TO HELP
THEM GROW.**



TY, THE FAMILY MADE MOM

Many of us today, have come to a point of wondering what is going on and how far it will go. Homeschooling seems to be the furthest from our minds and staring us in the face all at the same time. If I can be honest, I do not want to homeschool. I prefer to have them at school. I get concerned if I am doing everything right just like you will. This e-book does not make me an expert. It means that I am concerned and I understand exactly how you may feel and the concerns that you may have.

Homeschooling is a key option because it allows you the opportunity to:

- learn your child 's style of learning and what they need to be successful academically
- integrate your culture and the importance of cultural knowledge into their daily learning
- remove the burden and anxiety that sometimes comes with being in a classroom setting
- form neighborhood/community co-ops that will assist your child with their social skills

These are just a few things that are the most important to me. As parents, we are still the first teacher and homeschooling is that chance to make up the lost time. What did you want to teach but didn't have time or what did you want to do but lacked the resources. On your side, are many parents who will stand with you and may need your help. Most importantly, our children need us to Mom-up and do this homeschooling thing like a boss. We can do it. You have so many people who are by your side.

Understanding your child's needs

When we think of what it is that our child will need for them to receive the best education possible at home, what comes to mind? Do you think of what time they will need to get up; is it better for them to eat before or after their first subject; do they need to stretch or have music?

While that seems like a lot, those are just a few things that you will want to take into consideration. For some people, this may not be an issue. Some children automatically place themselves on a schedule and will function independently when assigned work. No worries. If your child is not that way (some of mine are not), that is okay. Everyone is different.

Take the time to give your child a small task and see how they handle that task. Give them another task after they've eaten and see how they act. Add music. Sit beside them. What works for them? Now, what works for you? If thinking of all this overwhelms you, think of your child. They will be constantly adjusting especially if they are coming from a school setting.

Be willing to adjust with them. This is not a competition. This is about finding out what works for your school of children. Create the atmosphere that works for your child. This may even mean that they will not need much academically. They may require more hands on and/or outside activities.

Different Styles of Learning

VISUAL

LEARN BY SEEING

- Charts, Graphs
- Graphic organizers
- Lesson outlines
- Picture aids
- Power Points

AUDITORY

LEARN BY HEARING

- Read-alouds
- Listening centers
- Verbal instructions
- Discussions
- Repeat to a friend

Here are the four main styles of learning. Some break them into seven, but I like these four. Feel free to research the seven styles.

Locate your child within the styles listed. Remember that your child may have a combined style.

Here are the strengths. On the next page you will see the weaknesses.

Strengths for Each Learning Style

READ/
WRITE

LEARN BY READING/WRITING

- Books & texts
- Dictionaries
- Note-taking

LEARN BY DOING

- Incorporate body movement
- Tactile-touch, feel
- Hands-on!

KINESTHETIC

VISUAL

STRUGGLES WITH

- Lots of reading
- Audio-only
- Changes in movement/colors

AUDITORY

STRUGGLES WITH

- Changes in sounds
- Learning in silence (ie: standardized tests)
- Reading books

Here are the weaknesses that your child may have based on their learning style(s). Look over these carefully and see what you can do to accomadate your child.

Weaknesses for Each Learning Style

READ/ WRITE

STRUGGLES WITH

- Audible learning
- Open discussions
- Quickly doing things (requires time to think)

KINESTHETIC

STRUGGLES WITH

- Incorporate body movement
- Tactile-touch, feel
- Hands-on!

HOMESCHOOLING STYLES

A short list of the many styles of
homeschooling (from Times 4 Learning)

Traditional Homeschooling,

-based on classroom style teaching

Roadschooling,

- based on families that travel a lot

Worldschooling,

- families that travel around the world

Unschooling,

- follows a child-guided approach to learning

Eclectic Homeschooling,

- combining multiple homeschooling styles

Classical Homeschooling,

- middle age style of teaching that encourages children to think for themselves

Montessori Homeschooling,

- child-guided learning

Homeschooling with Unit Studies

-studies centered around a particular theme or topic

Charlotte Mason Homeschooling,

-learning based on the Charlotte Mason motto, "Education is an atmosphere, a discipline and a life"

Waldorf Homeschooling,

-learning through nature, exploration, and arts

WHAT'S RIGHT FOR YOU

What curriculum do I use?

Choosing the best curriculum to meet
the needs of your child



INCORPORATING WHAT I KNOW

10

So far, we have discussed a number of things including what to consider when getting a curriculum while adding in things that you want your child to know. We also discussed the different learning styles and how they may affect the curriculum choice you choose or how you decide to instruct your child. This is a lot within itself.

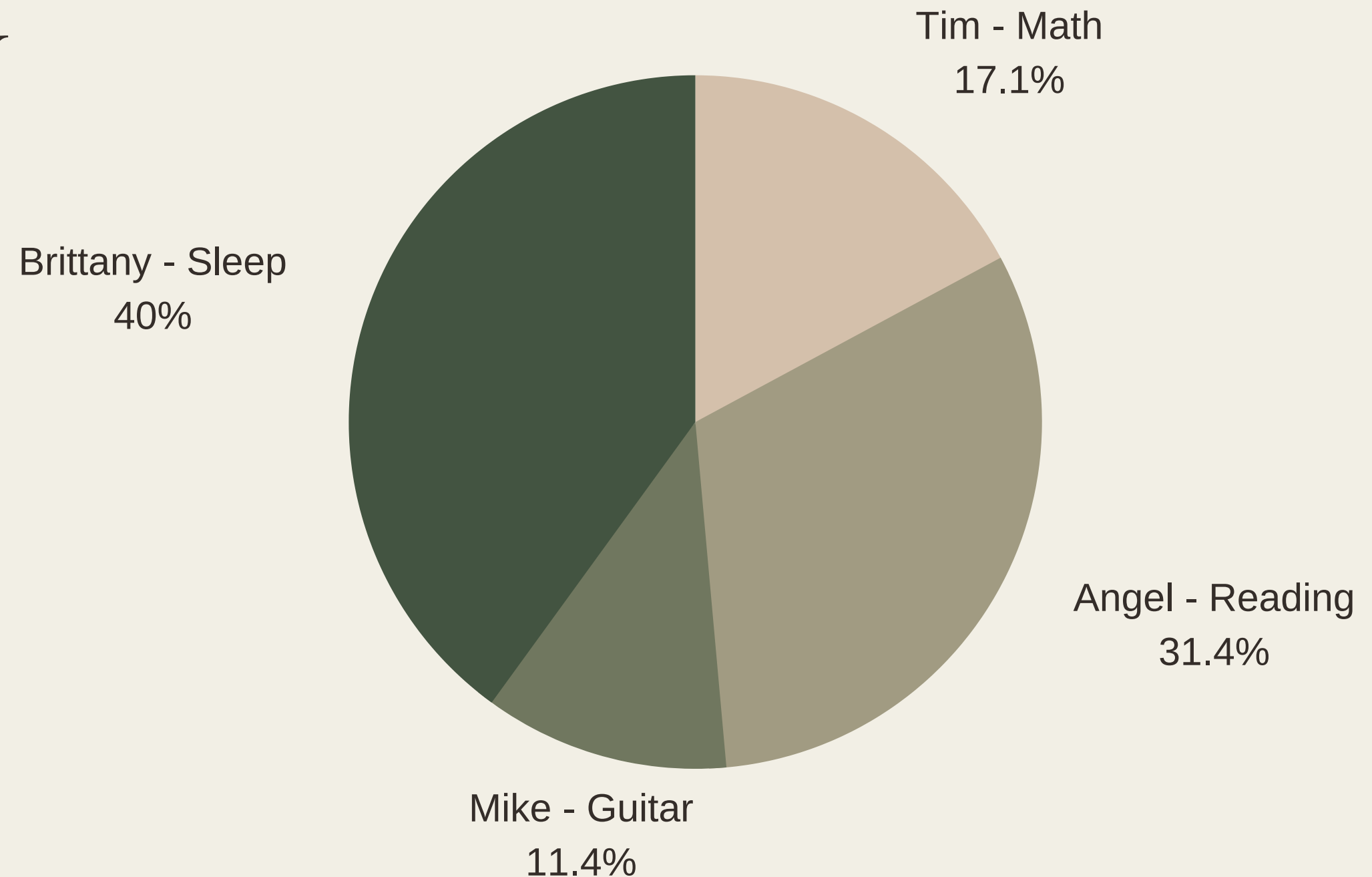
Now, we are looking at the curriculum that you would like to use for your child. Times4Learning has created a great article that is simple and informative . It notates several different homeschool styles as listed on page nine (9). Here is where you will gather what you know and what you would like to teach your children and mix and match the styles. Your style may not even have a name, but it will meet the needs of your child. Are you telling me to forget everything I just read? No! This is all a guideline. You do not need to be stressed about this.

Sit down and think of your children. What do they need? How do you relay information to them? When you relay the information, what do they respond to the best? Is it visual, written, demonstrated with visual? You know your child and here is your chance to get to know them better. Teach them what they need to know the way they need it. You cannot go wrong unless you just do nothing. Use what you have. You are smarter than what you think and very capable of teaching your child even if its the basics. Start with the basics and work your way up. It's your first time. Give yourself room to grow. Your children will appreciate you for it.

How Do I Schedule My Day?

Knowing the type of schedule each
child needs to be successful
throughout their day

The Homeschooling Parent



BY TIME

8:00 - Prayer & Breakfast
8:30 - Reading
9:00 - Math
9:30 - English
10:00 - Science & Playtime
11:00 - Overview/Clean-up
11:30 - Lunch

BY SUBJECT

Math
Reading
Science
Art
Lunch
Language Arts
Trade Skills



The Homeschooling Parent



SAMPLE
SCHEDULES

REMEMBER TO CHOOSE WHAT WORKS BEST
FOR YOU AND YOUR FAMILY

BY DAY

Mon - Math/Science/Reading
Tues - Reading/English/Art
Weds - Reading/Nature
Thurs - Math/Science/Reading
Fri - Reading/English/Art

BY THEME


Week 1: History
Week 2: Fine Arts
Week 3: Animals
Week 4: Language
Week 5: Science

Grades, Testing, O My!

GRADING AS YOU GO



Grammar B



Art A



Science A-

I would like to share that this was my least favorite part of homeschooling. The child in me always felt like I was either cheating them or being too harsh. When it came to grammar, I didn't care what they thought. I put as many red streaks as I saw fit. I believe in proper grammar. Ha! They didn't like that at all.

When it comes to grading, everything that you are doing comes into the pot and you have to know how to stir it just right. Maybe you are not doing traditional homeschooling and you would prefer to grade based on what you have taught them. Remember that, depending on your state and the assessor, there may be certain things your child must know. I encourage you to pick your assessor ahead of time and ask them for periodic assessments for your child to make sure you are keeping them on track.


If you are using an online academy, public school at home, or hybrid learning, you will be at the mercy of the guidelines of that academy/school. You will still be in charge of making sure your child is on track with their assignments and not getting behind.

End of the quarter, semester, or year tests are a little different. They require you to know chunks at a time. Training your child to develop some sort of study guide or rote memory skills may be helpful here. Again, knowing your child will be key to helping with this part of homeschooling. It's easier than you think.

Sample Assessments

Click the links below to explore
your options

[Sample Singapore Math Test](#)



iSingaporeMath

increase skills to mastery

Jennifer Kaufman, Grade 3

Logout

Expiration date: December 22, 2016

Home

Model Diagrams

Reference Vocabulary

Introduction

What is model diagram?

Part Whole Model

Practice 1

Practice 2

Practice 3

Practice 4

Comparative Model

Practice 1

Practice 2

Practice 3

Practice 4

Practice 5

A garden had 200 flowers.
38 flowers were Lilies, 50 flowers were Orchids and the remaining flowers were Roses.
How many Roses were there?

Label

Value

Value

Value

Value

Label

Label

Label

Blocks

Labels

Values

Step 1. Drag and drop topmost block into the frame above

Total	Lilies	200	38	50	?
Orchids	Roses				

iSingapore Math Practice

[Free Homeschool Placement Tests](#)



Free Homeschool

Placement Tests

[Sonlight Free Placement Tests](#)

Math-U-See Readiness Assessments

Sonlight Math Placement Tests

Sonlight Reading Assessment



Due to COVID-19, Ohio does not require an assessment for the 20/21 school year. Your state may be the same. If not, here is a sample assessment to be sent in. (link not available)

Click on the Homeschool Transcript link for your free transcript from The Homeschool Mom.

The Homeschooling Parent

Academic Assessment Report*

Ohio Administrative Code (OAC) 3301-34-04

Option #2 – Written Narrative

(A) The parents shall send to the superintendent an academic assessment report of the child for the previous school year at the time of supplying subsequent notification.

(B) The academic assessment report shall include one of the following:

(2) A written narrative indicating that a portfolio of samples of the child's work has been reviewed and that the child's academic progress for the year is in accordance with the child's abilities.

(a) The written narrative shall be prepared by:

- (i) a licensed or certified teacher, holding a valid Ohio teaching certificate (*excluding* the non-tax certificate issued under Ohio Revised Code 3301.071); or
- (ii) another person mutually agreed upon by the parent(s) and the superintendent.

Ohio Rev. Code Ann. § 149.43 (B) (1) states that "all public records shall be promptly prepared and made available for inspection to any person at all reasonable times..." Federal educational privacy statutes (FERPA) protect students who attend federally funded institutions, but home school records do not fall under any express exemption. This form satisfies Ohio law without compromising student privacy.

Accordingly:

I hereby attest that a portfolio of samples of _____'s work
(child's name)

was reviewed by me for the 20____ - 20____ academic year and is in accordance with
his/her abilities.

Signature of Assessor _____

The assessment was reviewed by (check one):

- ____ (i) a licensed or certified teacher, holding a valid Ohio teaching certificate (*excluding* the non-tax certificate issued under Ohio Revised Code 3301.071); or
- ____ (ii) another person mutually agreed upon by the parent(s) and the superintendent.

*form optional

Published and distributed by Christian Home Educators of Ohio

Updated 5/30/2009

HOMESCHOOL TRANSCRIPTS *explained*

includes free
transcript templates!

THEHOMESCHOOLMOM.COM





Bumps in the road

DON'T STOP EVEN WHEN IT GETS
TOUGH. YOU'RE AT HOME.
JUST TAKE A BREAK.

Let's talk about the bumps in the road. There may be times when you are overwhelmed and you really want to quit. You may experience the downsides of complete quarantine, sickness, attitudes, lack of understanding, or anything that takes you or your family out of the the loop. Be encouraged.

I remember when I first started homeschooling. It would take my oldest son fifteen minutes to write his name because he just didn't want to do it. He liked all the fun stuff and when I added music , but my oldest daughter had to have peace and quiet. It drove me nuts and I wanted to quit the whole first month. It got better and better because I refused to give up.

Your bump may not look like someone else's but it may sting just the same. Pace yourself and journal your experiences. When you reflect on your journey, you'll find that it gets easier as the days go by.





THE "I DON'T WANT TO" CRY

Be calm and allow them to express their feelings. Try something called, "F.L.I.P. It"

ABSENTMINDED TEENS

Right now this can be a bit much for teens.

Give them time to adjust and allow them to take breaks if they need to.

**Don't be afraid to
take small
vacations.**



OWN YOUR STORY

Homeschooling is a major adjustment and even the bumpy places teach us unforgettable lessons.

Embrace those bumps. Hold on tight. The road may be a bit bumpy but you can make it. You are not by yourself.

Each homeschool year will bring your more and more joy and triumphs.

The Homeschooling Parent





End of the year fun

YOU CAME

They participated

YOU SAW

They experienced something new

YOU'RE DONE

They found out how much you love
them

Field Day, Fun Play, and Graduation Day

WHETHER INSIDE OR OUT
Setting up something fun is a must

ACTIVITIES FOR EVERYONE

Tug-O-War, Potato Sack Races, Basement Nerf Gun Wars,
etc.

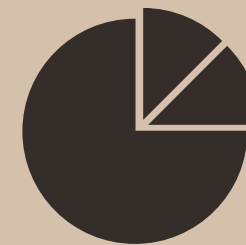

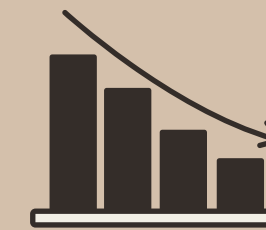


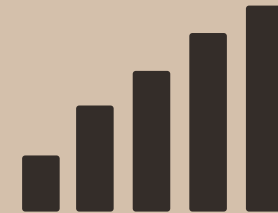

GRADUATIONS

Presenting certificates to your maturing beauties is what
it's all about.




Free Resources

Just for fun find which icons have clickable links and enjoy the resources. Remember to research because there are many more.



Notes



About Ty, The Family Made Mom

Natiya "Ty" McFadden is a passionate author and speaker. She has been writing books since elementary school and has began her journey of being a published author. Her most recent book is, Help! I'm More Than Just A Wife. She is known for her love for God and her family, being a profound speaker and an amazing writer.

Ty holds a degree in naturopathy, and practices healthy living from the inside out. She is a holistic health, wellness, and fitness consultant at NBE Coaching & Consulting Co. She has been a business consultant, life coach, and mentor for over ten years. Ty is most known for loving God and her family, having a servant's heart, beautiful smile, and wisdom beyond her years.

Ty lives in Greater Columbus, Ohio with her husband of sixteen years her five beautiful children.

Email: thefamilymademom@gmail.com

Products: www.thefamilymademom.com/products

Website: www.thefamilymademom.com

Facebook: Facebook.com/thefamilymademom

Instagram: Instagram.com/thefamilymademom

Twitter: Twitter.com/familymademom

